



BIBLE STORY

I SPY SOMEONE WHO MADE EVERYTHING.

PAUL TEACHES IN ATHENS

ACTS 17:16-34

MEMORY VERSE

"THESE ARE WRITTEN SO THAT YOU MAY BELIEVE THAT JESUS IS THE CHRIST, THE SON OF GOD."

JOHN 20:31, NLV

KEY QUESTION

WHO CAN BELIEVE IN JESUS?

BASIC TRUTH

JESUS WANTS TO BE MY FRIEND FOREVER.

PARENT NOTE:

HEY PARENTS! WE ARE SO EXCITED TO BRING YOU KIDSPPOINT ONLINE!

TO THE LEFT YOU WILL SEE THE STORY, MEMORY VERSE, ETC.

THE FOLLOWING PAGES ARE ACTIVITIES YOU CAN DO WITH YOUR CHILD THAT WILL HELP REINFORCE WHAT THEY LEARN FROM THE BIBLE STORY.


BIBLE STORY

- PAUL TEACHES IN ATHENS
- PRAYER

ACTIVITIES

- GAME- JOURNEY
- GAME- WHEN GOD CALLS
- CRAFT- HANGING STORY
- CRAFT- MEMORY VERSE
- MEMORY VERSE WITH MOTIONS





BIBLE STORY

WHAT YOU DO: PLAY THE BIBLE STORY VIDEO. READ THE BIBLE STORY PAGE (P. 10-11 OF THIS PDF)

PRAYER

WHAT YOU SAY: "Dear God, there is no one else like You. Only You could make the whole world and everything in it. Only You could make people. Only You could make all of space and the stars, sun, moon, and planets. You are AMAZING, God! Thank You for creating so many incredible things for us to enjoy and for loving us so much that You gave us Jesus. We love You, God. In Jesus' name, amen."


GAME OPTION 1 - JOURNEY

WHAT YOU NEED: MAP OF PAUL'S SECOND MISSIONARY JOURNEY (PG 7)

WHAT YOU DO:

- Pull up the map we have provided on page 7.
- Encourage your child to trace Paul's journey on the map with their finger.
- Begin at Lystra (Timothy joins Paul and Silas) and end in Antioch.

WHAT YOU SAY: "Let's look at some of the amazing places Paul went to share the truth about Jesus. Use your finger to trace his journey (demonstrate). Just like Paul, we can do incredible things when we follow Jesus! **Who can believe in Jesus? I can believe in Jesus!**"



GAME OPTION 2 - WHEN GOD CALLS

WHAT YOU NEED: SOMETHING TO REPRESENT A FARM, PLAYGROUND AND CITY.

WHAT YOU DO:

- Find something around the house to represent a farm (fruit, stuffed animal), something to represent a park (flower, ball) and something to represent a city (box, toy car).
- Place each item in a different corner of the room.
- One at a time, call out each of the corners (farm, playground, city) and encourage your child to do a given movement to that corner. For example, hop to the farm.
- Continue until all three corners have been called. Repeat as desired.
- Possible movements- hop, skip, tip toes, walk backwards, crawl, walk with your eyes closed, leap.

WHAT YOU SAY: "Come look at these items. They represent a farm, playground and city. I am going to place each one in a corner of the room. I will call out one of the destinations and a movement, you have to go to that place doing the movement I say!" (Do activity.) "That was so fun! When God calls us somewhere, we should go as fast as we can! Just like Paul went into the city to teach people about Jesus."



CRAFT OPTION 1- HANGING STORY


WHAT YOU NEED: PRINTER, ACTIVITY PAGE, COLORING TOOLS, PAPER, GLUE STICK (OR TAPE), SCISSORS

WHAT YOU DO:

- Print the activity page found on page 8 and encourage your child color it.
- Cut on the dotted lines. You will have four separate pieces.
- Using a separate sheet of paper, cut 2 long strips.
- Glue or tape the long strips of paper together, longways.
- Glue or tape the cutouts to the long paper strip. Start by gluing the world, then the person, next the heart and finally the Bible verse.

WHAT YOU SAY: "We are going to make something that reminds us of today's Bible story. First color these pictures. Great! Now we are going to place the world on the very top of the strip. Next, let's glue the person below it. Then, the heart below the person. Lastly, put the Bible verse at the very bottom."

DEBRIEF: "Paul taught the people that God made the world and God made all the people in it. God loves us. He loves us so much that He sent Jesus to us. And, we can believe in Jesus. You can use this story to tell everyone how we can believe in Jesus too!"




CRAFT OPTION 2 - MEMORY VERSE

WHAT YOU NEED: PRINTER, ACTIVITY PAGE, COLORING TOOLS.

WHAT YOU DO:

- Print the memory verse activity page found on page 9. If you do not have a printer, write the memory verse on a piece of paper.
- Encourage your child to color the page as you practice the memory verse together.
- Put the activity page somewhere visible in the house and encourage your child to recite the verse throughout the month.

WHAT YOU SAY: "All month long we have been practicing our memory verse. Let's decorate it and hang it up in our house so we can always remember how important it is. Say it with me, 'These are written so that you may believe that Jesus is the Christ, the Son of God.'"



MEMORY VERSE WITH MOTIONS

WHAT YOU DO:

Say the memory verse and do the following motions with the children.

These are written (open your hands like a book)

So that you (point out)

May believe (point to your head)

That Jesus is Christ, (point up)

The Son of God (rock baby)

John 20:31 (Open your hands like a book)

DEBRIEF:

"God gave us the Gospels and the Bible so that we can learn and believe in Jesus!

Who can believe in Jesus? I can believe in Jesus!"

JULY
12TH



MAP OF PAUL'S SECOND MISSIONARY JOURNEY





Paul taught that God sent Jesus to us.



Paul taught that God made the people.



Paul taught that God made the world.

**I can
believe
in Jesus.
Paul taught
in Rome.
Acts 28:11-31**

“These are written so that you may

BELIEVE

that

JESUS


is the

CHRIST,

THE SON OF GOD.”

John 20:31





PAUL TEACHES IN ATHENS

STORYTELLER: "Our story is about a man named Paul. Paul believed in Jesus. He told everyone that Jesus is alive and He wants to be their friend forever. One day, Paul went to a city called Athens. The people in Athens worshipped statues made of stone instead of believing in Jesus. Paul looked around at all of the stone statues, and he told the people, 'Hey, you have a lot of statues, but you're missing something. You're not worshipping the one true God. The God who made everything!'

The people wanted Paul to tell them more, so he did! He told them how God made the whole world and everything in it. Paul told them how God made the sky, water, sun, moon, stars, trees, flowers, birds, fish, animals—God made all of it! The people were amazed, and wanted Paul to tell them more. So, he did!

Next, Paul told them how God made people. He told them God made all people to know Him. Boys and girls, short and tall, God made us all! Next, Paul told the people about Jesus. He told them that Jesus is God's son, that Jesus is alive, and He wants to be their friend forever.

When Paul finished talking, some of the people believed in Jesus! It was amazing! And the good news is that EVERYONE can believe in Jesus. That means you can believe in Jesus, too! So, when I ask you, 'Who can believe in Jesus?', I want you to say, 'I can believe in Jesus!' Ready? Who can believe in Jesus?"

CHILDREN AND STORYTELLER: "I can believe in Jesus!"

PRAYER: "Dear God, we praise You because You are the one true God. You made the whole world and everything in it. Then, You gave us Your Son, Jesus, to be our friend forever. You are so amazing, God, and we love You very much. In Jesus' name, amen."