

2 YEAR OLDS-KINDERGARTEN

Click [here](#) for the KidsPoint recommended Bible.

MAY SUPPLY LIST

- Coloring Supplies (Crayons, Markers, Colored Pencils, Etc.)
- Activity Sheets (Included)
- Paper Plates
- Popsicle Sticks
- Glue/Tape/Stapler
- Cupcake Liners
- Creation Stickers
- 2 Blue Cups
- Ping Pong Ball
- String
- Eye Sticker
- Popsicle Stick
- Construction Paper
- Ribbon

May 2nd, Week 1:

Craft: paper plate, popsicle sticks, glue, cupcake liners, bible verse cutout, creation stickers

May 9th, Week 2:

Craft: blue cup, ping pong ball, tape, string, Jonah cut out, whale tail, eye sticker

May 16th, Week 3:

Craft: naaman cut out, glue, popsicle stick, cup


May 23rd, Week 4:

Craft: strips of paper, decorating supplies, stapler, Bible story cutout

May 30th, Week 5:

Craft: paper plate, ribbon, cut outs, tape

WEEKLY ACTIVITY PAGE PRINTABLES AND INSTRUCTIONS



2 YEAR OLDS-KINDERGARTEN WEEK 1

CRAFT- POPSICLE STICK GARDEN

WHAT YOU NEED: PAPER PLATE, POPSICLE STICKS, GLUE, CUPCAKE LINERS, COLORING SUPPLIES, BIBLE VERSE CUTOUT, CREATION STICKERS

WHAT YOU DO:

- Encourage your child to color the grass on the bottom half of the plate and the sky on the top half
- Glue a popsicle stick onto the plate and a cupcake liner onto the top of the stick (to make a flower)
- Add stickers and a bible verse cutout.

WHAT YOU SAY:

"God made everything in the garden, he even made you and me! Anytime God wants us to do something his way, we should obey because God's way is perfect! Whose way is perfect? **God's way is perfect!**"

God's way is perfect.
In the Garden
Genesis 1:31, 2:8-3:24



2 YEAR OLDS-KINDERGARTEN WEEK 2

CRAFT- JONAH AND WHALE

WHAT YOU NEED: BLUE CUP, PING PONG BALL, TAPE, STRING, JONAH CUT OUT, WHALE TAIL, EYE STICKER


WHAT YOU DO:

- Cut out Jonah and the tail, color both.
- Help them to tape the tail to the bottom of the cup by folding the edge
- Pass out eye stickers, encourage them to stick the eye to the side of the whale (cup) (make sure they do it on the same side of the text on the whale tail)
- Have them tape Jonah to the ping pong ball
- Tape the ball to one end of the string and the other end to the inside of the cup
- Demonstrate Jonah going in and out of the fish using the craft


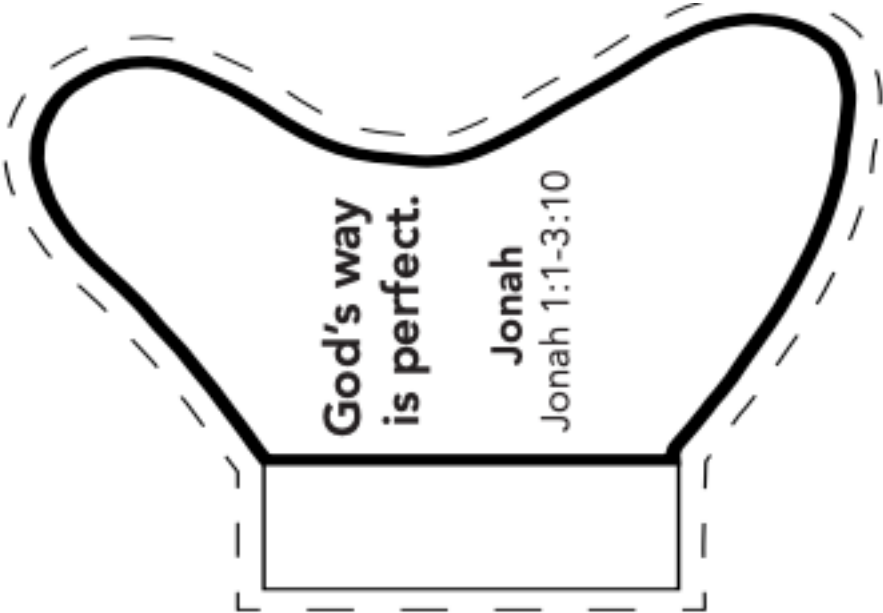
WHAT YOU SAY:

“Watch how Jonah goes into the whale (demonstrate),and how he comes out (demonstrate). Jonah didn’t go God’s way, and it got him into some trouble. Jonah realized God’s way is perfect, once Jonah prayed to God and said he was sorry, God made the fish spit Jonah out.”

“Who’s way is perfect? **God’s way is perfect!**”



2 YEAR OLDS-KINDERGARTEN WEEK 2



2 YEAR OLDS-KINDERGARTEN WEEK 3

CRAFT- NAAMAN


WHAT YOU NEED: NAAMAN CUT OUT, GLUE, POPSICLE STICK, BLUE CUP, COLORING SUPPLIES

WHAT YOU DO:


- Encourage your child to color Naaman
- Assist them in folding Naaman in half
- Put glue on the entire back side of the cut out and place the popsicle stick on the bottom middle of one side
- then fold the paper over and press both sides together (one side should be Naaman with leprosy and the other should be Naaman healed)
- Demonstrate the Bible story using the completed craft.

WHAT YOU SAY:

"Today's we're going to make Naaman so that you can take it home and show your families. Let's make our craft and while we read our Bible story we can act it out."



2 YEAR OLDS-KINDERGARTEN WEEK 3



2 YEAR OLDS-KINDERGARTEN WEEK 4

CRAFT- YOUNG KING

WHAT YOU NEED: STRIPS OF PAPER, DECORATING SUPPLIES, COLORING SUPPLES, STAPLER, BIBLE STORY CUTOUT


WHAT YOU DO:

- Give your child a strip of construction paper and measure it to fit your child's head.
- Give your child a Bible story cutout and encourage them to place it on their crown.
- Encourage your child to decorate their crown by using crayons and jewels and stickers.
- Take the crown and wrap it around each child's head for an approximate measure, then remove the crown and secure the two ends with stapler.

WHAT YOU SAY:

"King Josiah wanted to lead his people well and do what was right. His workers found a special book that said God's way is perfect! The book, the Bible said that God loves us and knows what's best for us. King Josiah went God's way, and he told all the people that God's way is perfect. God loves you and knows what's best for you. We can tell people about God's way, too! Young or old, we can go God's way because God's way is perfect. Whose way is perfect? **God's way is perfect.**"

God's way is perfect.
Josiah (Young King)
2 Chronicles 34



2 YEAR OLDS-KINDERGARTEN WEEK 5

CRAFT- JUMP JUMP

WHAT YOU NEED: PAPER PLATE, RIBBON, STACK OF CUT OUTS, TAPE, COLORING SUPPLIES

WHAT YOU DO:

- Cut out the activity pieces on the next page. Encourage your child to color all of their cut outs and to draw themselves on the gingerbread person
- Tape each cutout to the plate.
- Have them tape the memory verse to the center and the animals along the edges of the plate
- Give each child a ribbon, allow them to (try) and put it through the hole and assist in tying it for them (to form a loop)
- Read the memory verse out loud and encourage the children to hang it somewhere in their room, where they can see it


WHAT YOU SAY:

"Sometimes, we won't understand how God's way will work, but we can always trust God because God's way is always perfect! Whose way is perfect?"

God's way is perfect!"



2 YEAR OLDS-KINDERGARTEN WEEK 5



**"God's
way
is
perfect."**

**2 Samuel 22:31
NirV**