



2 YEAR OLDS-KINDERGARTEN

Click [here](#) for the KidsPoint recommended Bible.

SUPPLY LIST

- Coloring Supplies (Crayons, Markers, Colored Pencils, Etc.)-Every Week
- Activity Pages (Included)
- Cupcake Liner
- Glue/Tape
- Craft Tube or Toilet Paper Roll
- Apple Stickers
- Green Tissue Paper
- 3 Plastic or Paper Cups

September 5th, Week 1:

Craft: cupcake liner, glue, baby Moses cutout, activity page

September 12th, Week 2:

Craft: craft tube, green tissue paper, apple stickers, Deborah cut out


September 19th, Week 3:

Craft: 3 cups, 3 door and 6 window cutouts, Rahab cutout, glue

September 26th, Week 4:

Craft: Esther and king cutout, tape

WEEKLY ACTIVITY PAGE PRINTABLES AND INSTRUCTIONS



2 YEAR OLDS-KINDERGARTEN WEEK 1

CRAFT- HIDING BABY MOSES

WHAT YOU NEED: ACTIVITY PAGE, CUPCAKE LINER, BABY MOSES, COLORING SUPPLIES

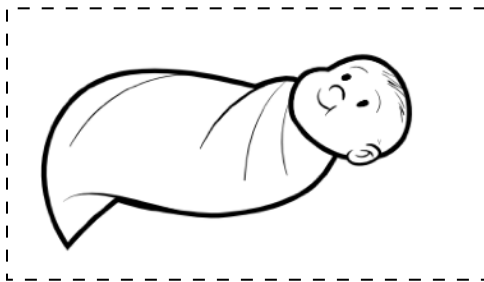
WHAT YOU DO:

- Cut out baby Moses and print activity page.
- Encourage your child to color the activity sheet.
- Help your child glue Moses into the basket (cupcake liner).
- Then glue the cupcake liner onto the river.

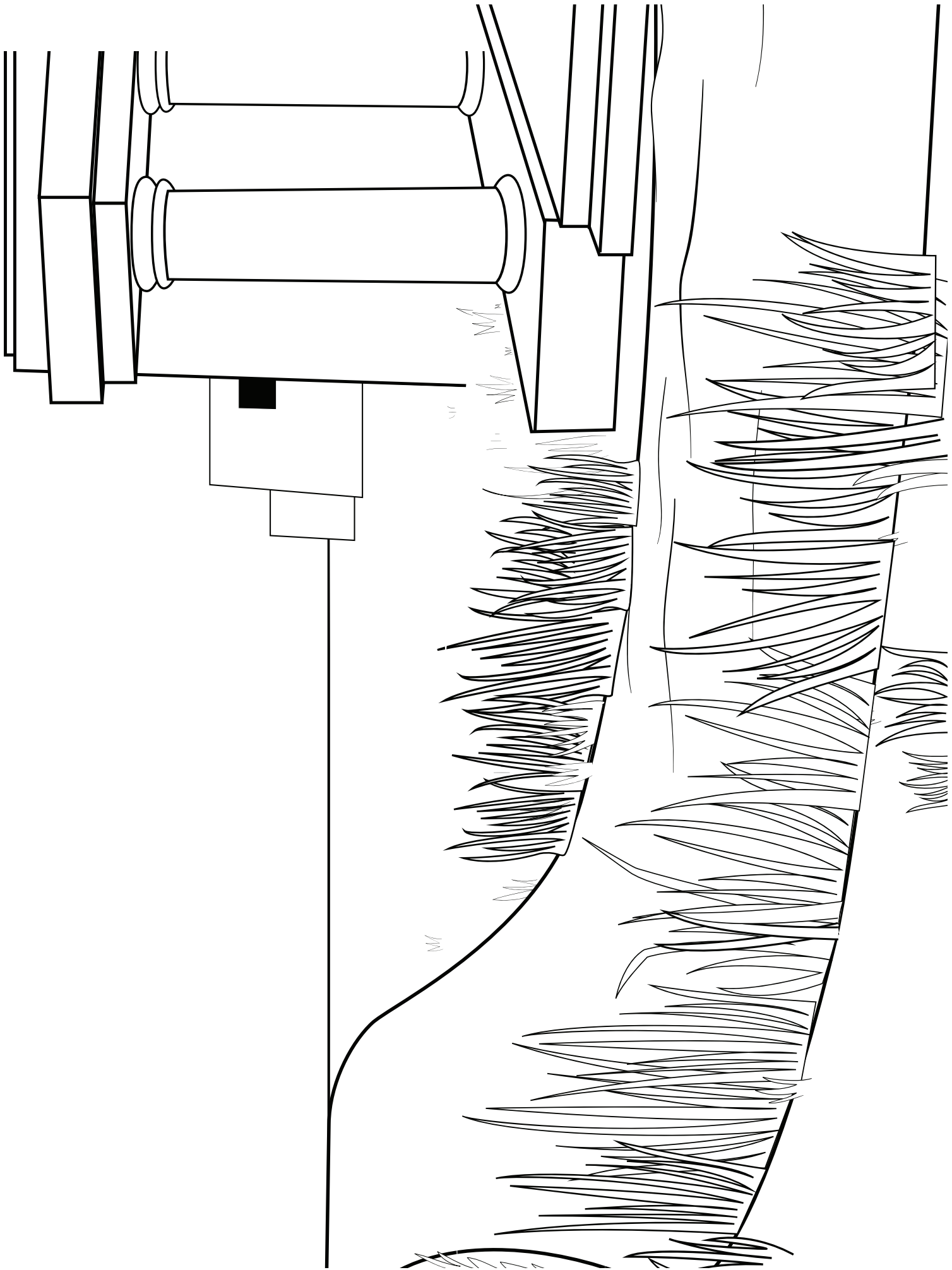
WHAT YOU SAY:

"The woman trusted God when she hid her baby, she trusted that God would protect Moses, and guess what? God did protect him! God will protect us too."

"Who is always with you? **God is always with me!**"



Cut on dotted line.



2 YEAR OLDS-KINDERGARTEN WEEK 2

CRAFT- ASK DEBORAH

WHAT YOU NEED: CRAFT TUBE, GREEN TISSUE PAPER, APPLE STICKER, DEBORAH CUT OUT,

- Print out Deborah and encourage your child to color Deborah.
- Once they have colored, instruct them to fold on the solid line so that Deborah can now stand.
- Give your child a piece of green tissue paper.
- Demonstrate how to make the top of the tree by grabbing the paper in the middle and placing it in the top of the *tree*
- Add apple stickers to the tree.
- Reenact the Bible story by placing Deborah under the tree, and have your child ask her questions (just like the story)

WHAT YOU SAY:

"In today's story, we heard about a lady named Deborah who was the leader of all God's people. She was their judge. Every day, she would stand under a tree. People would come and ask her what to do. Deborah knew God was with her. She trusted God to help her be wise and tell the people the right thing to do. When God is with you, He helps you be wise and do the right things, too. Who is always with you? **God is always with me.**"



2 YEAR OLDS- KINDERGARTEN WEEK 3



**God is always
with me.**

Deborah
Judges 4 and 5

Cut along the dotted line and fold along the solid lines

2 YEAR OLDS-KINDERGARTEN WEEK 3

CRAFT- RAHAB CUP GAME

WHAT YOU NEED: 3 CUPS, 3 DOOR AND 6 WINDOW CUTOUTS, RAHAB CUTOUT, COLORING SUPPLIES, GLUE

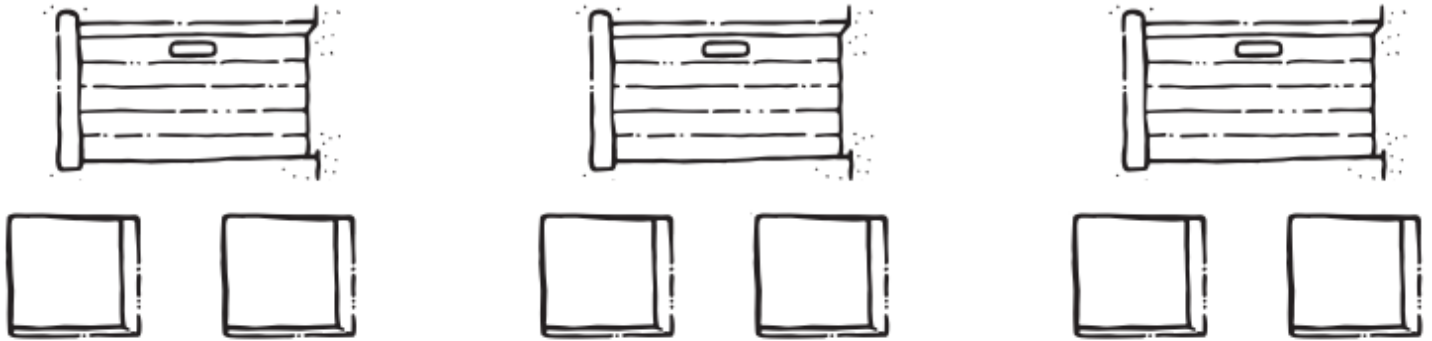
- Print the activity page and cut out Rahab and encourage your child to color her.
- Once they have finished coloring, assist them in folding the cut out on the line in order to make it stand up.
- Encourage your child to turn their cups upside down and add one door cutout and two window cutouts to each.
- Show children how to play the cup game by putting Rahab under one of the cups, move them around, then guess which "house" she's in

WHAT YOU SAY:

"Rahab helped God's people and hid them. That took a lot of courage because she could have gotten in BIG trouble. But she had heard about God and she chose to trust him. You and I can trust God too, even when it is hard, because God is always with us. Who is always with you? **God is always with me!**"




2 YEAR OLDS-KINDERGARTEN WEEK 3



Cut out the windows and doors

Cut on dotted line and then fold on the solid line



2 YEAR OLDS-KINDERGARTEN WEEK 4

CRAFT- FINGER PUPPETS

WHAT YOU NEED: ESTHER AND KING CUTOUT, COLORING SUPPLIES, TAPE

WHAT YOU DO:


- Print an Esther cut out and a King cut out.
- Encourage your child to color both.
- Help your child wrap the puppet around their finger and using the tape to secure both sides
- Reenact the Bible story using the finger puppets

WHAT YOU SAY:

"God is always with us, just like He was with Esther, so we can be strong like she was. Who is always with you? **God is always with me!**"

"He sure is! And you can use your stick figures to tell Esther's story to your friends and family so they will know that God is always with them, too."

2 YEAR OLDS-KINDERGARTEN WEEK 4



Cut on dotted line.

