

KIDSPPOINT

Hello Parents!

It's hard to believe that Christmas is almost here! 🎄📦👤 Have you put up your Christmas tree, hung lights, baked the cookies, wrapped presents, hung stockings, ...whew! This time of the year is filled with so many fun activities, to-do lists and must-haves that it can be easy to let the weeks before Christmas go by without focusing on the true reason to celebrate. KidsPoint wants to provide you with the opportunity to invest in your family and your children in simple ways this Christmas. We want to help you create moments of connection, whether it's a conversation or reading the Bible or decorating cookies. Every moment is an opportunity to connect to the heart of your child. In this packet you will find two separate activities:

1. Christmas Light Garland

- **WHAT:** KidsPoint's theme for the month of December is "Light Show." We have created a Christmas Light Garland with activities to do this Christmas season to make the most out of the days leading up to Christmas. In this packet you will find pages with Christmas lights on them. Each light has an activity. Spend some time reading through the activities and decide which activities work best for your family.
- **WHEN:** Beginning December 1st, select the activity you will do each day and complete them with your family.
- **HOW:** We have provided the lights with activities. You will need to do minimal prep at home: Cut out the lights that you want to use. Cut a piece of string and hang it on the wall/mantle/etc. Hole punch or clothespin each light to add them to the string. String up your lights in order OR add a light to your string each day.

2. Jesus Storybook Bible Advent

- **WHAT:** Celebrate Christmas by reading through the Bible together! Follow along with The Jesus Storybook Bible Advent Calendar. You will find a list of stories from the Jesus Storybook Bible that will show you how the whole Bible is woven into one big story about the coming of Jesus.
- **WHEN:** Begin reading on December 1st through December 25th.
- **HOW:** Purchase the Jesus Storybook Bible (available from Amazon and other booksellers) Use the attached guide to see which story to read each day. If you would like printable coloring pages and Bible story ornaments go to the following link: <https://www.faithgateway.com/jesus-storybook-bible-advent-calendar-printable/>

SHARE YOUR STORIES/QUESTIONS/COMMENTS with us by texting KidsPoint #: 727-205-0801

SHARE YOUR PHOTOS by tagging @kidspointbp on Instagram and Facebook

"The small things you do every day matter more than the big things you do occasionally." -Sherry Surratt



The Jesus Storybook Bible Advent Calender

DEC 1 "The Story and the Song"
pg.12-17 (Psalm 19 and Hebrews 1)

DEC 2 "The Beginning: A Perfect Home"
pg. 18-27 (Genesis 1-2)

DEC 3 "The Terrible Lie"
pg. 28-37 (Genesis 3)

DEC 4 "A New Beginning"
pg. 38-47 (Genesis 6-9)

DEC 5 "A Giant Staircase to Heaven"
pg. 48-55 (Genesis 11)

DEC 6 "Son of Laughter"
pg 56-61 (Genesis 12-21)

DEC 7 "The Present"
pg. 62-69 (Genesis 22)

DEC 8 "The Girl No One Wanted"
pg. 70-75 (Genesis 29-30)

DEC 9 "The Forgiving Prince"
pg 76-83 (Genesis 37-46)

DEC 10 "God to the Rescue!"
Pg.84-91 (Exodus 3-13)

DEC 11 "God Makes a Way"
pg.92-99 (Exodus 14-15)

DEC 12 "Ten Ways to be Perfect"
pg. 100-107 (Genesis 16-17, 19-40)

DEC 13 "The Warrior Leader"
pg. 108-115 (Joshua 3 and 6)

DEC 14 "The Teeny Weenie... True King"
pg.116-121 (1 Samuel 16)

DEC 15 "The Young Hero and the Horrible Giant"
pg. 122-129 (1 Samuel 17)

DEC 16 "The Good Shepherd"
pg. 130-135
(Psalm 51, 2 Samuel 7, Psalm 23)

DEC 17 "A Little Servant Girl and the Proud General"
pg. 136-143 (2 Kings 5)

DEC 18 "Operation 'No More Tears!'"
pg. 144-151
(Isaiah 9,11, 40, 50, 53, 55, 60)

DEC 19 "Daniel and the Scary Sleepover"
pg.152-159 (Daniel 6)

DEC 20 "God's Messenger"
pg. 160-169
(Isaiah 1-4; Hebrews 1:1-2)

DEC 21 "Get Ready!" pg. 170-175
(Nehemiah 8-10, Malachi 1, 3 and 4, Ezra 7)

DEC 22 "He's Here!"
pg. 176-183 (Luke 1-2)

DEC 23 "The Light of the Whole World"
pg. 184-191 (Luke 2)

DEC 24 "The King of all Kings"
pg. 192-199 (Matthew 2)

MERRY CHRISTMAS!

HOW TO HANG YOUR CHRISTMAS LIGHT GARLAND:



CLOTHESPIN METHOD:

Hang a string on the wall and use clothespins to clip the lights to the string.




HOLE PUNCH METHOD:

Double hole punch the top of the light, Run the string through the holes.





Have a “baby food” picnic or snack by the Christmas tree with Baby Bel cheese, baby carrots, mini pigs in a blanket, mini muffins, or other mini snack foods. Read the Christmas Story in Luke 2.



God’s plan for Christmas surprised everyone. If you could plan Christmas this year exactly the way you wanted, what would it look like?



Taking care of a new baby is a big challenge! Pretend play with your toddler. Get a baby doll and take care of it, wrap it in a blanket, rock it to sleep, etc.



Taking care of a new baby is a big challenge! Take a meal to a family you know with a new baby, or pick up diapers to donate to a local shelter or food bank.




Parents, share about a particularly special or unique Christmas that you experienced as a child.

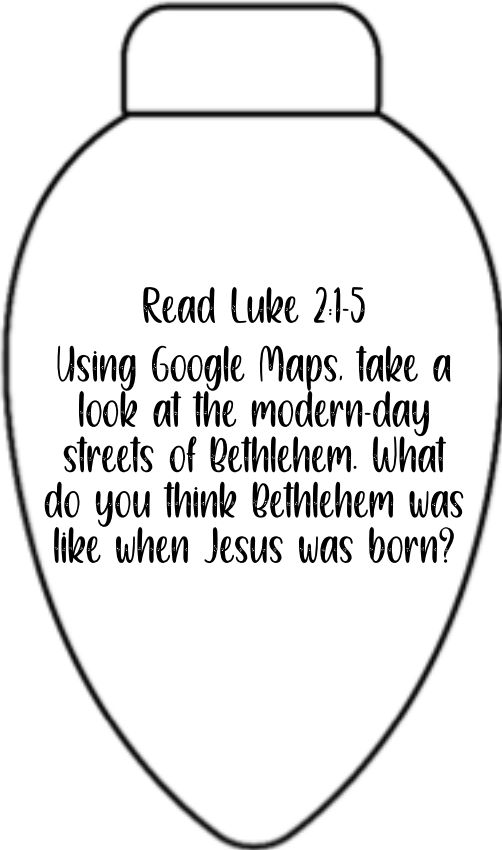


Retell Luke 2:4-5

Play pretend with your child like you are traveling to Bethlehem. Pack a bag. Make it fun! Parents, be the donkey and give your child a ride to Bethlehem



Take a trip around the neighborhood or other areas of your town or city to check out the amazing Christmas lights along the way.




Read Luke 2:1-5
Using Google Maps, take a look at the modern-day streets of Bethlehem. What do you think Bethlehem was like when Jesus was born?




Retell the story of the wisemen from Matthew 2:1-12


When it's dark, put a blanket on grass. Lay on the blanket and look up at the stars.



Use a Nativity set or stuffed animals to act out the Christmas story as a family member reads it from Luke 2.



Read Matthew 2:1-12
Roast marshmallows for s'mores while looking up at the stars! Or make them in the oven and eat them by candlelight.



Tell your child how you shared the good news of their birth or arrival in your family with others.




Make Christmas cards for anyone in your life who might need a little joy today, from the mailperson to the crosswalk guard. You could even add a gift card or small treat.



Read a Christmas Book together. Check out KidsPoint recommended books at:


<https://www.bridgepointfl.com/parentresources/>



Choose a few small gifts to unwrap early. Celebrate together that God gave us such an amazing and unexpected gift as Jesus!



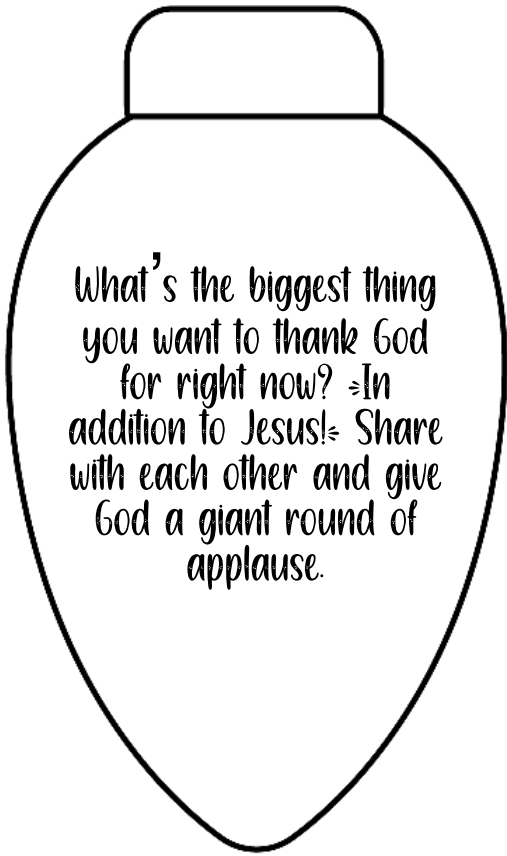
Choose or make a special ornament for your Christmas tree that represents something good God has done for your family this year.



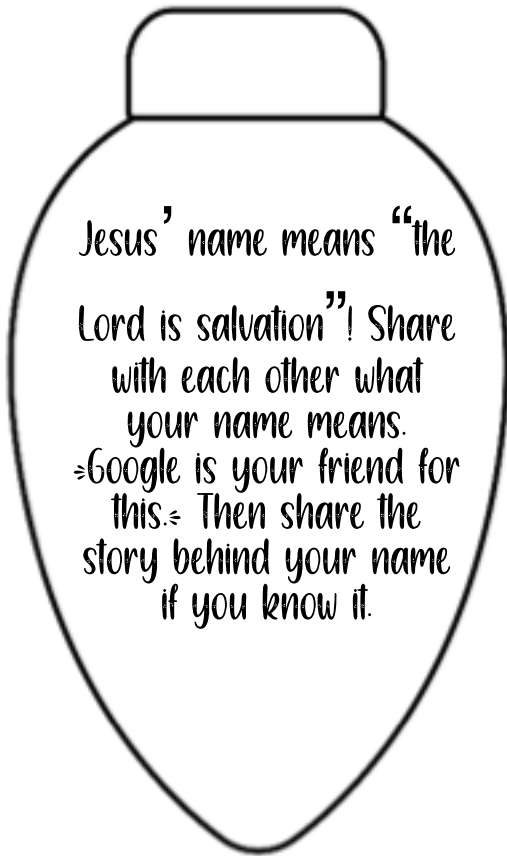
Grab a gingerbread man or other Christmas cookie for each member of the family to place on their forehead. Race to see who can shimmy the cookie down and bite it first before it drops. No hands!



Share your favorite Christmas movies with each other. Then pick one or two, make some popcorn, and settle down in Christmas PJs for a Christmas movie marathon.



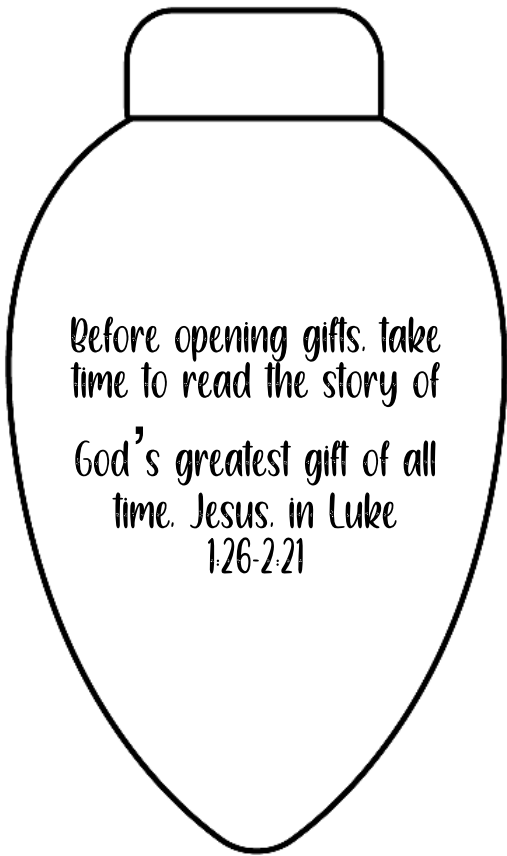
What's the biggest thing you want to thank God for right now? ≥In addition to Jesus!≤ Share with each other and give God a giant round of applause.



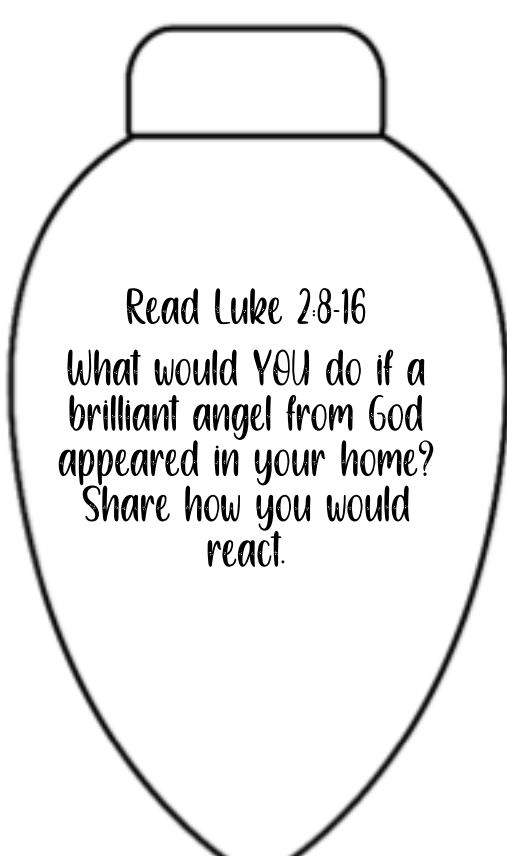
Jesus' name means "the Lord is salvation"! Share with each other what your name means. ≥Google is your friend for this.≤ Then share the story behind your name if you know it.



Play Follow the Star. Shine a flashlight and encourage your child to follow the star like the wise men. Move it slowly or quickly around the room or yard.



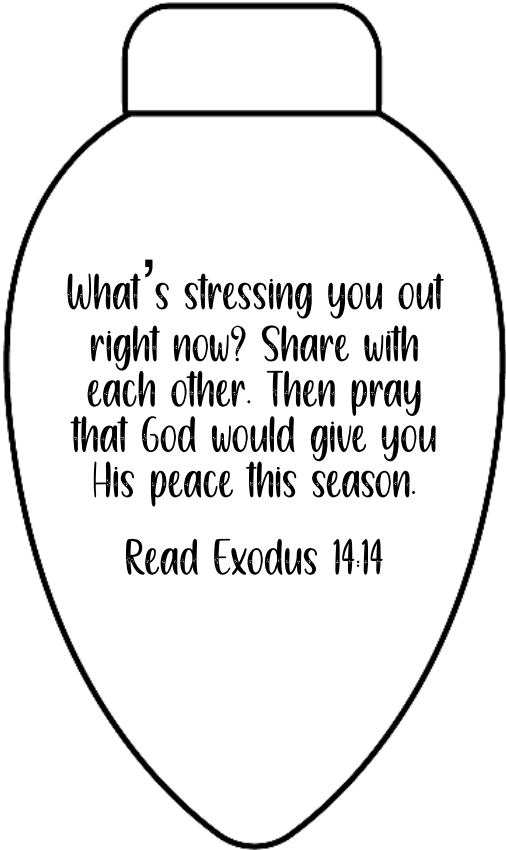
Before opening gifts, take time to read the story of God's greatest gift of all time, Jesus, in Luke 1:26-2:21



Read Luke 2:8-16
What would YOU do if a brilliant angel from God appeared in your home? Share how you would react.



Bake a batch of Christmas cookies ≥no shame if you grab a tube from the grocery fridge section!≤ Share a snack together and take some of them to a neighbor.



What's stressing you out
right now? Share with
each other. Then pray
that God would give you
His peace this season.

Read Exodus 14:14



Break out a pack of glow
sticks. Have a Christmas
dance party with upbeat
Christmas music.

Search:

"BridgePoint Church"
on Spotify. Select Playlist:

"Christmas: KidsPoint"

